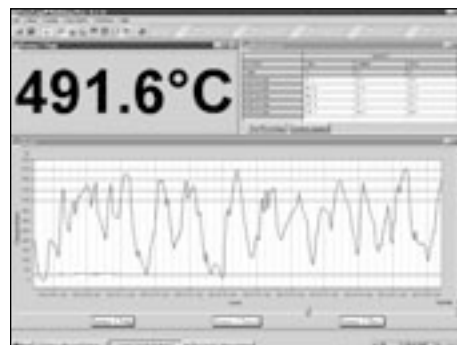


FR1

Datasheet



Fiber-Optic Ratio Thermometers



FR1 model shown with optional adjustable mounting bracket

FR1 Highlights

- Fiber optic cable field-replaceable without blackbody recalibration (non laser modules)
- Laser Aiming (some models)
- Provides accurate measurement of targets that are: obstructed by smoke, steam, or particulates, moving, smaller than the instrument field of view.
- Measures from 500°C to 2500°C (932°F to 4532°F) with three models
- Fast response time down to 10 mSec
- One or two-color operation
- Simultaneous analog and digital outputs

Alarms:

- Programmable relay output (dual-temperature setpoints or "fail-safe")
- Unique "dirty window" alarm (attenuation measurement US Patent No. 5,815,410)

Communications:

- Bi-directional RS485 communications
- Supports up to 32 Marathon Series sensors on a multipoint network
- Windows® Marathon Support Software (operates under WIN 3.1/95/98/NT4 Windows 2000, XP)
- Field Calibration Software

Marathon FR1 FiberOptic ratio thermometers consist of a rugged fiber optic cable plus optical head assembly connected to a housing. The housing contains a detector, processing electronics, internal user interface/LED display, and termination connections for field wiring. FR1 thermometers permit target measurement in harsh industrial environments that are inaccessible, very hot, or located within strong electromagnetic fields.

The FR1 Optical Head consists of a small stainless steel cylindrical housing capable of withstanding ambient temperatures up to 200°C (392°F) or 315°C (600°F) (optional). The Optical Head accommodates an air-purge accessory to prevent lens contamination. The fiber optic cable is protected by stainless steel metal armor.

Specifications

Measurement

Models	Temperature Ranges
FR1A	500°C to 1100°C (932°F to 2012°F)
FR1B	700°C to 1500°C (1292°F to 2732°F)
FR1C	1000°C to 2500°C (1832°F to 4532°F)
Detector	Si/Si-layered detector, 1 µm
Fiber Cable Lengths	1m (3'), 3m (10'), 6m (19'), and 10m (32'); consult factory for other lengths.
Accuracy	
No attenuation	± (0.3% Tmeas +2°C); Tmeas in °C
Up to 95% attenuation	± (1% Tmeas +2°C), FR1A and FR1B
Up to 95% attenuation	± (1.3% Tmeas +2°C), FR1C
Repeatability	±1°C
Temperature Resolution	±1°C or °F
Response Time	10 mSec; averaging selectable to 10 sec
Emissivity (one-color)	0.1 to 1.0 in 0.01 increments
Slope (two-color)	0.085 to 1.150 in 0.001 increments
Signal Processing	Peak Hold, Averaging, Advanced Peak Hold

Optical

Models	Field of View Minimum Spot Size @ Focus Distance			
	D:S*	CF1	CF2	SF0
FR1A**	20:1	5mm (0.2 in) @ 102mm (4")	15mm (0.6 in) @ 305mm (12")	83mm (3.3 in) @ 1524mm (60")
FR1B**	40:1	3mm (0.1 in) @ 102mm (4")	8mm (0.3 in) @ 305mm (12")	44mm (1.7 in) @ 1524mm (60")
FR1C	65:1	1.6mm (0.06 in) @ 102mm (4")	5mm (0.18 in) @ 305mm (12")	27mm (1.05 in) @ 1524mm (60")

*At 90% energy

CF=close focus; SF=standard focus

** Available with laser aiming

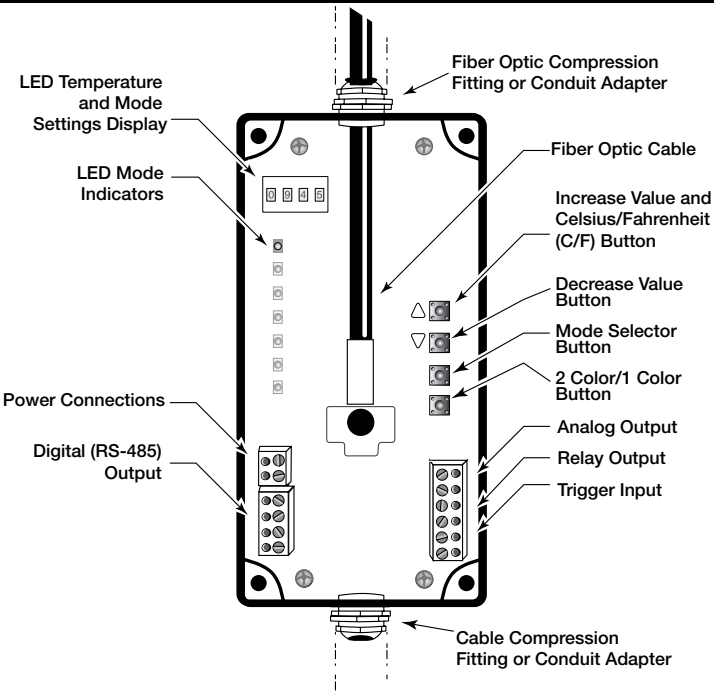
Electrical

Outputs	0/4–20 mA; RS-485, 2-wire/4-wire, networkable to 32 sensors; Relay (SPST 48V, 300 mA, response time < 2 mSec)
Power Requirements	24 VDC, 500 mA, ±20%
Compliance	CE low voltage directive; EN 61326

General

Environmental Rating	NEMA-4 (IEC 529, IP 65)
Ambient Temperature	0°C to 60°C (32°F to 140°F)
Electronics housing	0°C to 150°C (32°F to 300°F); 2 l (0.5 gal) per minute 16°C (62°F)
With water cooling option	0°C to 200°C (32°F to 392°F); standard temperature rating
Fiber cable/Optical head	0°C to 315°C (32°F to 600°F); high temperature option
Air Purge	0.5 to 1.5 l/sec (1-3 CFM)
Storage Temperature	-20°C to 70°C (-4°F to 158°F)
Electronics housing	
Relative Humidity	10% to 95% non-condensing
Shock	
(Electronics Housing)	MIL-STD-810D (IEC 68-2-27)
Vibration	
(Electronics Housing)	MIL-STD-810D (IEC 68-2-6)
Weight	
Electronics Housing	0.71 kg (25 oz)
Optical Head	0.10 kg (3 oz)
Cable protection	Rated to 200°C; stainless steel armor; Viton coating, rubber "boot", and NEMA-4 (not available on high temperature cable); provision for conduit to protect fiber cable

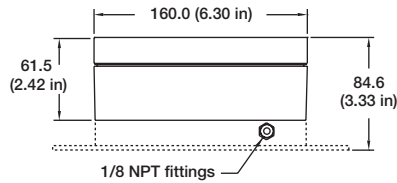
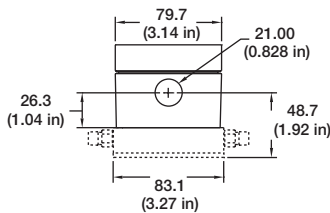
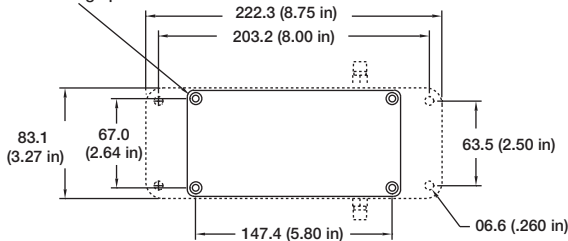
User Interface



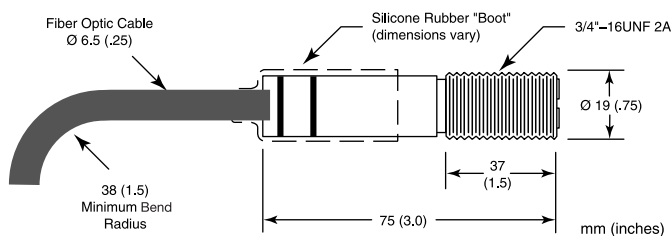
Physical Dimensions

Electronics Housing (Cooling Platform option "W" shown as a dotted line)

Mounting hole diameter 5mm (0.188 in)
Fastener head diameter 8mm (0.31 in) MAX
for units without cooling option



Optical Head



Accessories

Fiber-Optic Accessory Kit (XXXMFAK)

Adjustable mounting bracket, EMT conduit fitting for electronics housing, and rubber gland to seal fiber-cable at enclosure.

Air Purge Collar

Air purge collar and stainless steel sighting-tube, 150mm (6 in) long, 25mm (1 in) diameter: (XXXFOHAPA).

Right Angle Mirror (XXXCIACRA)

Connects to Optical Head.

Sighting Tube Conduit Accessory (XXXFOSTCA)

Length: 300mm (12 in); Diameter: 32mm (1.25 in) with connection to standard electrical conduit.

Rooftop Mounting/Purging

Available with flange (XXXFORFMF) or gravity-held base (XXXFORFMC) with quick-release fitting for Optical Head, sapphire window, stainless steel pipe-cap or flanged mounting base.

NIST Calibration Certification XXXFCERT

Power Supply (24VDC, 110/220VAC input) and Marathon Terminal Block mounted in a NEMA 4 (IP65) enclosure (RAYMAPB)

Power Supply 24VDC 1.1A Switching power supply with universal input (110/220V) (XXX2CDCPSS)

Spare Marathon Terminal Block Accessory (XXXMATB)

Spare Marathon Terminal Block in a NEMA-4 enclosure (XXXMATBN4)

SMART RS485/RS232 CONVERTERS

DB25 to Terminal Strip Interface Converter, recommended for direct wiring between a serial interface and the Marathon terminal block (XXX485CVT)

TEFLON 12-CONDUCTOR CABLE (XXXHTCB □□)

High temperature (200°C rated), 12-conductor Teflon jacketed cable suitable for providing connections to all inputs/outputs of the FR/FA electronics. The cable is cut to specified lengths.

One end of the 12-conductor cable has its wires stripped and prepared for termination into the FR/FA terminal strip.

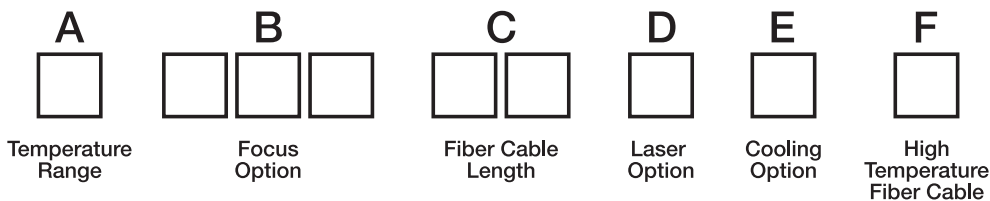
□□ Cable length (in meters) = 1,3,5,10,15,20,....,60

PVC 4-CONDUCTOR CABLE (XXXLTCB □□)

For installations requiring only 24VDC and 0/4-20mA output, 4-conductor PVC wiring cables (2 twisted pairs; each pair shielded) provides connection to 24VDC power, ground, and the +mA and -mA output of the FR/FA electronics. Nominal temperature rating is -20°C to 60°C. the cable is cut to specified lengths (see below). One cable end has wires stripped and prepared for termination into the FR/FA terminal strip.

□□ Cable length (in meters) = 1,3,5,10,15,20,....,60

RAYFR1



Model	Description
RAYFR1	Raytek Fiber-optic Ratio Thermometer
Code A	Temperature Range
A	500°C to 1100°C (932°F to 2012°F) minimum temperature specified at 50% attenuation; D:S ≥ 20:1
B	700°C to 1500°C (1292°F to 2732°F) minimum temperature specified at 50% attenuation; D:S ≥ 40:1
C	1000°C to 2500°C (1832°F to 4532°F) minimum temperature specified at 50% attenuation; D:S ≥ 65:1
Code B	Focus Option
SF0	Standard Focus Head-focus distance: ∞
CF1	Close Focus Head-focus distance: 100mm (4 inch)
CF2	Close Focus Head-focus distance: 300mm (12 inch)
Code C	Fiber Cable Length
01	1m (≈ 3') length fiber-optic cable with connector
03	3m (≈ 10') length fiber-optic cable with connector
06	6m (≈ 19.7') length fiber-optic cable with connector
10	10m (≈ 32.8') length fiber-optic cable with connector
Code D	Laser Aiming Option
L	NOTE: Laser aiming option available only on FR1A and FR1B models
Code E	Cooling Platform Option
W	Water cooled mounting platform for FR1 housing
Code F	High Temperature Fiber Cable
H	Rated to 315°C (600°F); option excludes Viton Sheath and NEMA-4 rating
Typical Model Number	RAYFR1BCF103LW

Raytek Automation Products: Noncontact Temperature Measurement for Industrial Applications

Raytek Corporation
Worldwide Headquarters
 1201 Shaffer Rd. PO Box 1820
 Santa Cruz, CA 95061-1820 USA
 Tel: 1 800 866 5478
 1 831 458 1110
 Fax: 1 831 458 1239
solutions@raytek.com

To find a Raytek office near you please visit www.raytek.com

Worldwide Service

Raytek offers services including emergency repairs and calibration. For more information, contact your local office or e-mail: support@raytek.com

www.raytek.com

for up-to-the-minute features

Mediterm



Calle 16 Nro. 4924 - Berazategui (1884)

Buenos Aires - Argentina

Tel/Fax 256-1946 / 0476



Raytek is an ISO 9001 certified company

© 2004 Raytek Corporation (2-4902 Rev. G) 8/2004
 Raytek and the Raytek logo are registered trademarks, and Marathon Series is a trademark of Raytek Corporation. Viton is a registered trade mark of DuPont Dow Elastomers. Windows is a registered trademark of Microsoft Corporation. Specifications subject to change without notice.